

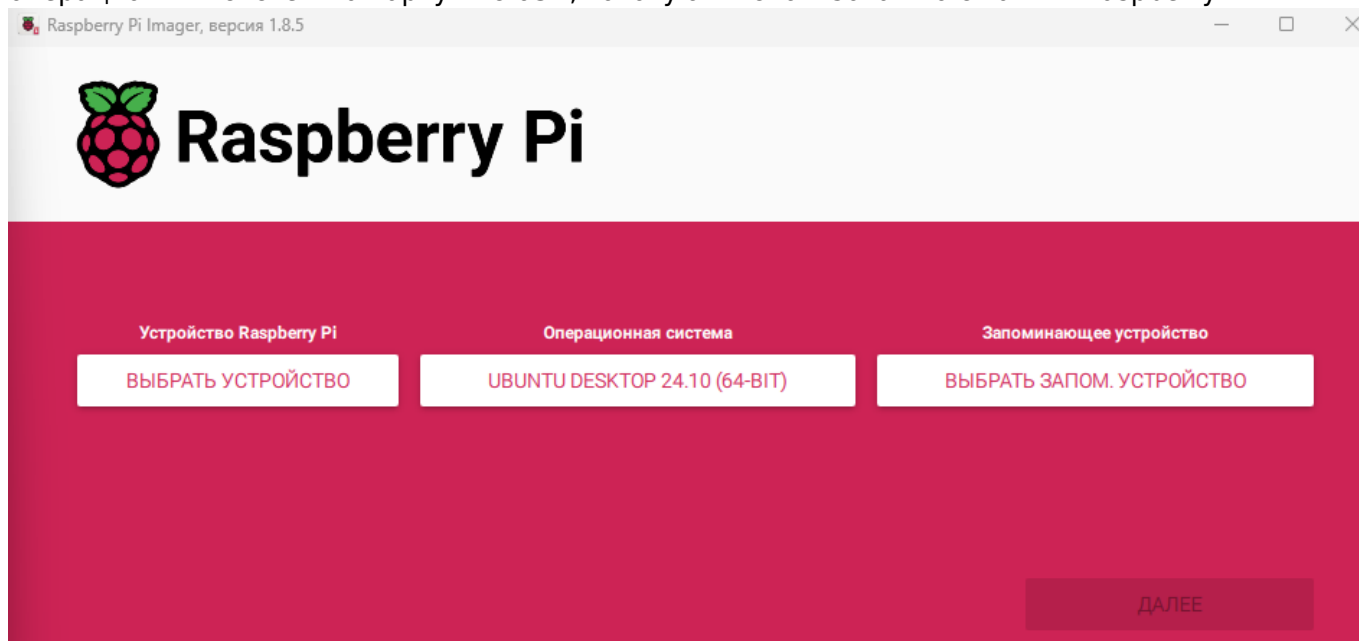
# ОС windows Raspberry Pi



Для работы Raspberry Pi нужна операционная система. Вот она. Raspberry Pi OS (ранее называвшаяся Raspbian) — наша официально поддерживаемая операционная система.

## Установка ОС Raspberry Pi с помощью Raspberry Pi Imager

Raspberry Pi Imager — это быстрый и простой способ установки Raspberry Pi OS и других операционных систем на карту microSD, готовую к использованию с вашим Raspberry Pi.



Загрузите и установите Raspberry Pi Imager на компьютер с устройством чтения SD-карт. Вставьте SD-карту, которую вы будете использовать с Raspberry Pi, в устройство чтения и запустите Raspberry Pi Imager.

## Создание образа ISO

Создадим образ системы, которую мы хотим установить. Для этого заходим на сайт [uupdump](http://uupdump.com) Windows 11 в разделе Build выбираем arm64.

### 🔍 Browse known builds

📅 Search for builds... 🔍

🔍 7096 builds were found for your query.

Build	Architecture	Date added
📦 Windows 11 Insider Preview 27788.1000 (rs_prerelease) amd64	x64	2025-02-05 18:00:27 UTC
📦 Windows 11 Insider Preview 27788.1000 (rs_prerelease) arm64	arm64	2025-02-05 18:15:16 UTC

Выбираем язык и нажимаем на кнопку Next

### 📦 Windows 11 Insider Preview 27788.1000 (rs\_prerelease) arm64

📱 This is an **ARM64** build. UUP dump authors don't have a single device compatible with it and therefore **will provide absolutely no support**.

#### 🌐 Choose language

Choose your desired language

Language

#### 📁 Browse files

Quickly browse files in selected build

Search files

**Next** >

All files 📁

**i** Click the *Next* button to select the desired edition.

🚀 To search for Cumulative Updates use the *!updates* search query.

Убираем лишнюю галочку и нажимаем Next



Menu

### Windows 11 Insider Preview 27788.1000 (rs\_prerelease) arm64

**This is an ARM64 build.** UUP dump authors don't have a single device compatible with it and therefore **will provide absolutely no support.**

#### Choose edition

Choose your desired edition

Language

Russian

Edition

Windows Home

Windows Pro

If you need **additional editions** from the table on the right, select their **Required edition** above and proceed by clicking **Next**.

On the summary page select the **Create additional editions** option.

**Next** >

Additional edition	Required edition
Windows Home Single Language	Windows Home
Windows Pro for Workstations	Windows Pro
Windows Pro Education	Windows Pro
Windows Education	Windows Pro
Windows Enterprise	Windows Pro
Windows Enterprise multi-session / Virtual Desktops	Windows Pro
Windows IoT Enterprise	Windows Pro
Windows IoT Enterprise	...

Загружаем архив, нажатием на Create download package

## Summary for your selection

**This is an ARM64 build. UUP dump authors don't have a single device compatible with it and therefore will provide absolutely no support.**

**Select your download options**  
Configure how you would like to download your selection

### Download method

- Download UUP set  
Easily download the selected UUP set using aria2.
- Download and convert to ISO  
Easily download the selected UUP set using aria2 and convert it to ISO.
- Download, add additional editions and convert to ISO  
Easily download the selected UUP set using aria2, convert, create additional editions and finally create an ISO image. [Learn more](#)

### Conversion options

- Include updates (Windows converter only)
- Run component cleanup (Windows converter only)
- Integrate .NET Framework 3.5 (Windows converter only)
- Use solid (ESD) compression

**By clicking the Create download package button you agree with the following:**

- Installation images created using the scripts provided by UUP dump are meant only for evaluation purposes
- The images and their deployments are not supported in any way by Microsoft Corporation
- The authors are not liable for any damages caused by a misuse of the website

Create download package

**Update**  
Windows 11 Insider Preview 27788.1000 (rs\_prerelease) arm64

**Language**  
Russian

**Edition**  
Windows Pro

**Total download size**  
~4.65 GiB

**Windows is required to create the ISO image**  
You'll need to use a modern version of Windows such as Windows 10, version 2004 or Windows 11 to create an ISO image of this build. Other platforms won't work.

**Additional updates**  
This UUP set contains additional updates which will be integrated during the conversion process, significantly increasing the creation time. [Learn more](#)

Browse the list of updates

Create download package for these updates

Browse the file list

Распаковываем архив и запускаем скрипт uup\_download\_windows.cmd.

Имя	Дата изменения	Тип	Размер
26100.3194.250207-1401.GE_RELEASE_SV...	13.02.2025 19:50	WinRAR	9 222 882 КБ
aria2_download.log	13.02.2025 18:57	Файл "LOG"	12 649 КБ
ConvertConfig.ini	13.02.2025 18:45	Файл "INI"	1 КБ
CustomAppsList.txt	13.02.2025 18:45	Файл "TXT"	4 КБ
readme.unix.md	13.02.2025 18:45	Файл "MD"	1 КБ
uup_download_linux.sh	13.02.2025 18:45	Файл "SH"	3 КБ
uup_download_macos.sh	13.02.2025 18:45	Файл "SH"	3 КБ
uup_download_windows.cmd	13.02.2025 18:45	Сценарий Windo...	6 КБ

По окончании процесса необходимо будет нажать 0.

```
Администратор: UUP -> ISO v111
=== Creating ISO . . .
OSCDIMG 2.56 CD-ROM and DVD-ROM Premastering Utility
Copyright (C) Microsoft, 1993-2012. All rights reserved.
Licensed only for producing Microsoft authorized content.

Scanning source tree (1000 files in 92 directories)
Scanning source tree complete (1038 files in 97 directories)

Computing directory information complete

Image file is 9457565696 bytes (before optimization)

Writing 1038 files in 97 directories to 26100.3194.250207-1401.GE_RELEASE_SVC_PROD1_CLIENTPRO_OEMRET_A64FRE_RU-RU.ISO

100% complete

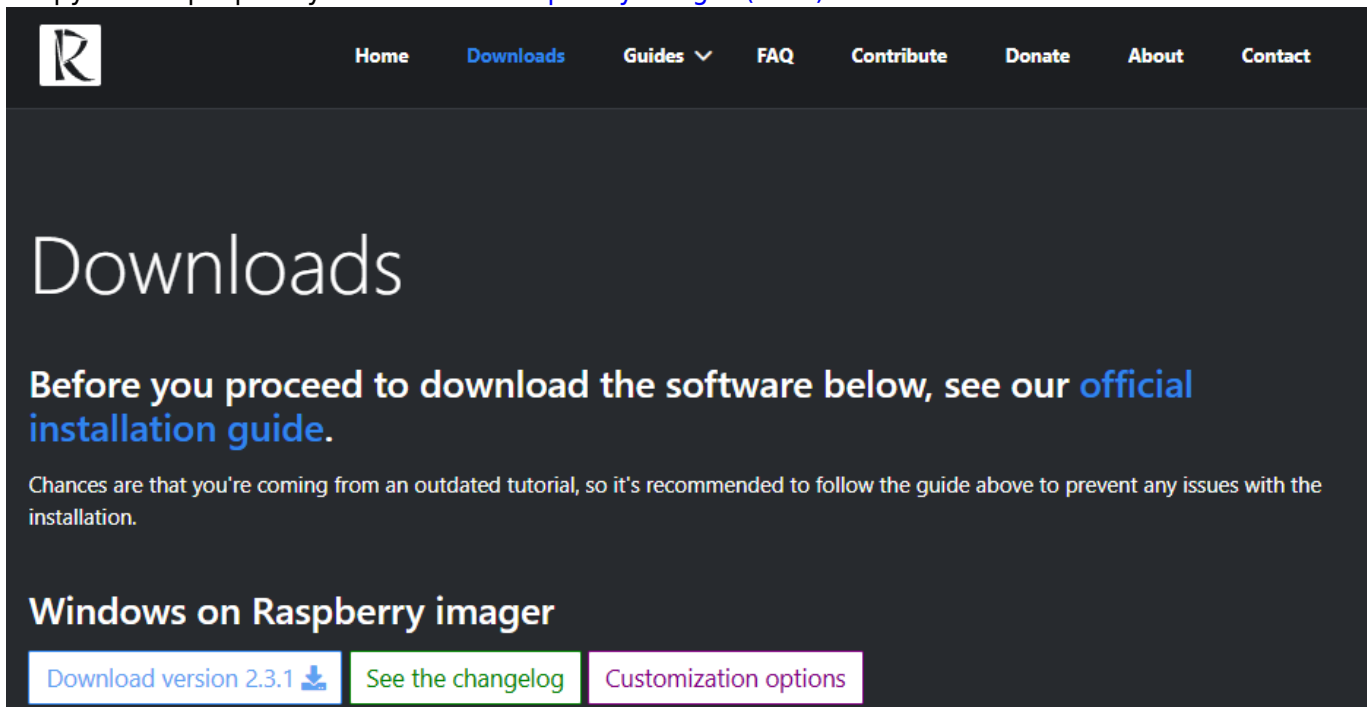
Storage optimization saved 66 files, 15792128 bytes (1% of image)

After optimization, image file is 9444231168 bytes
Space saved because of embedding, sparseness or optimization = 15792128

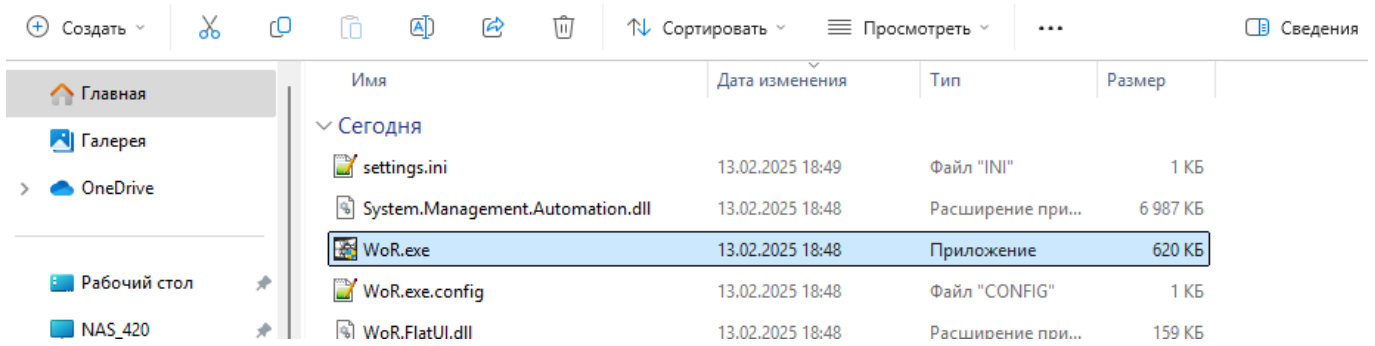
Done.
Finished.
Press 0 or q to exit.
```

## Установка Windows на Raspberry Pi

Загружаем программу [Windows on Raspberry imager \(WoR\)](#)



Распаковываем архив и запускаем файл WoR.exe.



Имя	Дата изменения	Тип	Размер
Сегодня			
settings.ini	13.02.2025 18:49	Файл ".INI"	1 КБ
System.Management.Automation.dll	13.02.2025 18:48	Расширение при...	6 987 КБ
<b>WoR.exe</b>	13.02.2025 18:48	<b>Приложение</b>	<b>620 КБ</b>
WoR.exe.config	13.02.2025 18:48	Файл ".CONFIG"	1 КБ
WoR.FlatUI.dll	13.02.2025 18:48	Расширение poi...	159 КБ

## Дополнения и Файлы

Raspberry Pi imager 1.8.5:

- Загрузить для Windows
- Загрузить для Ubuntu для x86
- uupdump arm64 ru professional convert
  - oemret ru.iso
- Windows on Raspberry imager (WoR v 2.3.1)

[Ссылка на оригинальную статью](#)

From: <http://synoinstall-gqctx9n8ug2b3eq1.direct.quickconnect.to/> - **worldwide open-source software**

Permanent link: [http://synoinstall-gqctx9n8ug2b3eq1.direct.quickconnect.to/doku.php?id=software:raspberrypi:windows\\_raspberrypi&rev=1739469652](http://synoinstall-gqctx9n8ug2b3eq1.direct.quickconnect.to/doku.php?id=software:raspberrypi:windows_raspberrypi&rev=1739469652)

Last update: 2025/02/13 21:00

